



Finreon Tail Risk Control® (World)

31/01/2025

Strategy

The Finreon Tail Risk Indicator (TRI) measures the probability of large tail events (crashes) on equity markets systematically and on a daily basis by means of various market factors. Accordingly, the fund's equity quota is set between 0% (high measured risks) and 100% (low measured risks), depending on the prevailing market regime as indicated by the TRI.

The equity share is held via investments in a diversified portfolio of passive institutional funds, which represent a global equity portfolio (Equities World ex-CH). The cash portion is invested in a portfolio of money market instruments. The strategy is suitable for investors who intend to participate in the risk-controlled performance of the global equity market while avoiding large draw-downs. Total risk born by the investor is similar to a benchmark consisting of 50% equity and 50% SOFR ("Benchmark 50/50").

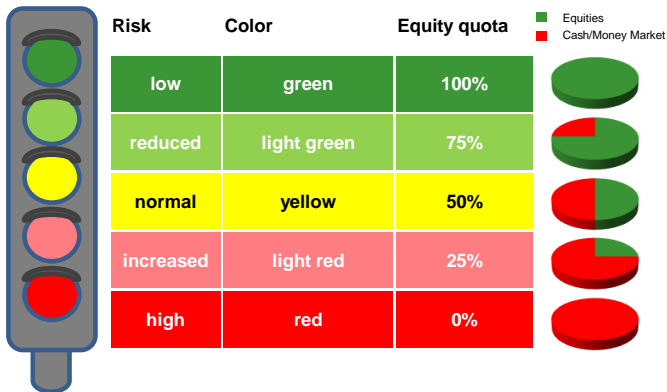
Current month

In January, the Finreon Tail Risk Indicator measured green throughout the month and it is green (low crash risk) at the end of the month. The Finreon Tail Risk Control® strategy is therefore 100% invested in the world equity market.

The Finreon Tail Risk Control® (World) strategy returned 3.4% in January, outperforming the benchmark return of 1.8%.

	Tail Risk Control (World) ¹	Benchmark (50/50)
Return current month	3.4%	1.8%
Return year-to-date	3.4%	1.8%

Finreon Tail Risk Control® concept

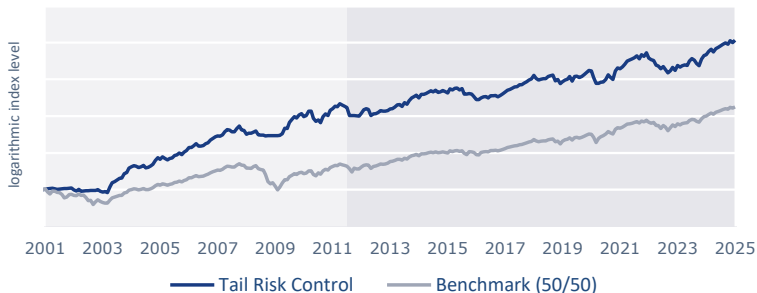


- **Tail Risk Indicator:** The probability of severe tail events (crashes) is measured by means of various market factors on a daily basis and is illustrated by a risk signal light.
- **Risk signal:** The Finreon Tail Risk Control® strategy differentiates between five risk regimes and accordingly controls the equity quota: Ranging from green (low probability of tail events = 100% equities) to red (high probability of tail events = 0% equities).
- **Implementation via institutional funds:** Risk-controlled equity exposure of 0-100% in a portfolio of passive equity funds (Global equities ex-CH) resp. in money market instruments.
- **Benchmark:** The benchmark is 50% Global equities ex-CH NR / 50% USD SOFR TR - the strategy has an average equity exposure of 50% and therefore a long-term volatility which corresponds to a 50% equity investment ("Benchmark 50/50").
- **Drawdowns:** Larger drawdowns should be avoided. Risk regimes can mostly be recognized.

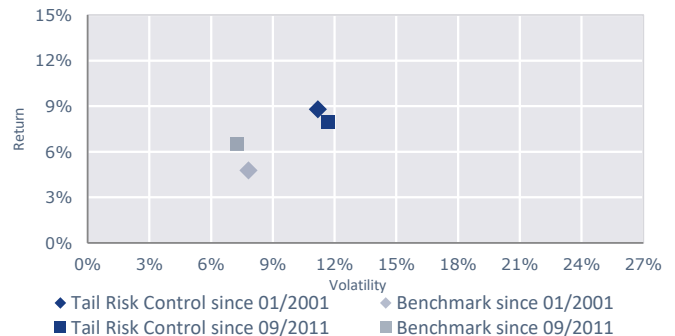
Return / risk figures

	01/2001 - 01/2025		Since inception (09/2011)	
	Finreon Tail Risk Control®	Benchmark (50/50)	Finreon Tail Risk Control®	Benchmark (50/50)
Return p.a.	8.8%	4.8%	7.9%	6.5%
Volatility	11.2%	7.8%	11.7%	7.3%
Sharpe Ratio	0.64	0.40	0.55	0.67
Downside volatility ²	6.9%	5.3%	7.5%	4.5%
Upside volatility ²	9.1%	5.9%	9.2%	6.0%
Correlation ³	0.78	n.a.	0.88	n.a.
Downside correlation ^{3,4}	0.36	n.a.	0.78	n.a.
Upside correlation ^{3,4}	0.64	n.a.	0.66	n.a.
Positive months	67.1%	64.0%	66.3%	68.8%

Performance



Return / risk



All figures are annualized.

Specified performance Finreon Tail Risk Control® (World): Mandates 09/2011-12/2012.

Finreon Tail Risk Control® (World) Fund Class-D since 01/2013 (net performance).

1) Composite net returns from Finreon Tail Risk Control® (World) fund Class-D.

2) Average negative (downside volatility) or positive (upside volatility) deviation of returns from zero.

3) Reference value is the Global equities ex-CH Index. 4) Correlation for periods when the Global equities ex-CH Index shows negative (downside) resp. Positive (upside) returns.



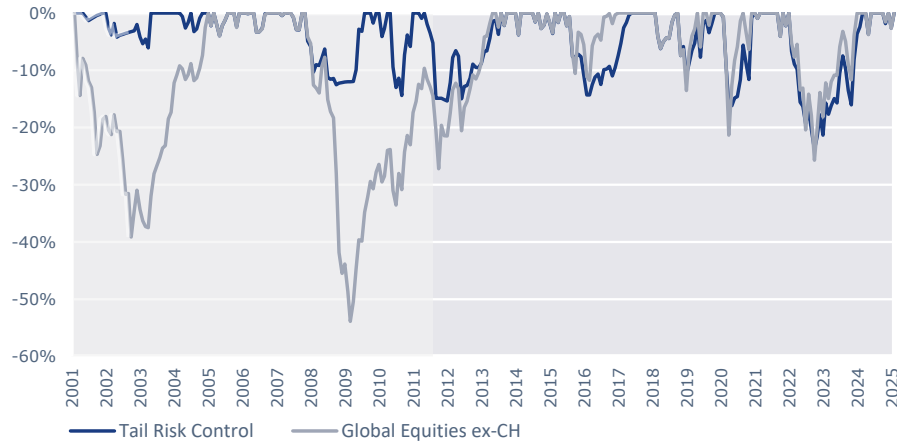
Monthly returns in %

	Jan	Feb	Mar	Apr	May	Jun	Jul	Aug	Sep	Oct	Nov	Dec	YTD
2008	-4.8	1.5	-0.2	1.5	1.6	-5.3	-0.3	0.2	-1.3	0.3	0.1	0.1	-6.6
2009	0.0	0.0	0.0	2.3	7.9	-0.4	8.5	4.2	4.0	-1.8	4.1	1.8	34.8
2010	-4.1	1.4	6.2	0.1	-9.4	-4.0	1.9	-3.4	8.3	3.7	-2.1	7.4	4.6
2011	2.3	3.5	-0.9	4.3	-2.0	-1.5	-1.8	-10.2	0.0	0.0	-0.3	-0.3	-7.4
2012	3.8	4.9	1.3	-1.1	-8.1	2.6	0.2	1.4	2.8	-0.6	0.0	0.8	7.7
2013	2.3	0.1	2.4	3.1	0.2	-2.5	5.3	-2.2	4.9	4.0	1.8	2.1	23.4
2014	-3.8	4.9	0.1	1.0	2.0	1.9	-1.5	2.2	-2.7	0.7	1.9	-1.5	4.9
2015	-1.9	5.9	-1.7	2.3	0.3	-2.3	1.6	-7.0	0.0	0.5	-0.5	-3.5	-6.6
2016	-3.9	0.0	2.1	1.5	0.6	-2.0	3.0	0.1	0.5	-1.8	1.6	2.3	3.8
2017	2.3	2.8	1.0	1.4	2.0	0.4	2.4	0.2	2.2	2.0	2.2	1.3	22.3
2018	5.3	-4.1	-2.3	1.3	0.7	-0.1	3.0	1.2	0.6	-7.4	1.7	-5.4	-6.0
2019	2.4	2.4	1.3	3.6	-6.0	6.4	0.5	-2.2	1.6	2.6	2.8	3.0	19.6
2020	-0.7	-8.5	-7.8	0.0	1.6	0.3	3.5	6.8	-3.5	-3.0	12.2	4.2	3.4
2021	-0.9	2.7	3.4	4.6	1.5	1.3	1.7	2.5	-4.0	5.7	-2.2	4.9	22.8
2022	-6.7	-2.4	-1.0	-6.4	-0.9	-3.7	2.8	-4.0	-4.3	3.0	4.9	-4.3	-21.3
2023	7.2	-2.4	1.8	1.5	-0.9	6.2	3.4	-2.4	-4.3	-2.9	9.4	4.9	22.5
2024	1.3	4.4	3.2	-3.7	4.4	2.1	1.7	2.6	1.9	-1.9	4.8	-2.6	19.2
2025	3.4												3.4

YTD: year-to-date

● Finreon Tail Risk Control® (World) Fund Class-D since 01/2013 (net performance); Mandates 09/2011-12/2012

Maximum drawdown

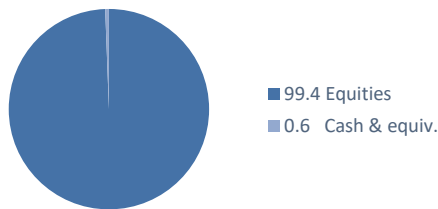


Top positions in %

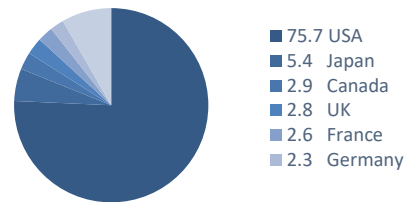
Finreon Tail Risk Control®	
UBS MSCI USA NSL	24.9
CSIF (Lux) Equity Emu Index Blue D	8.0
CSIF Japan Index Blue D	5.4
Apple Inc	3.4
CSIF Canada Index Blue D	3.0

Current portfolio characteristics

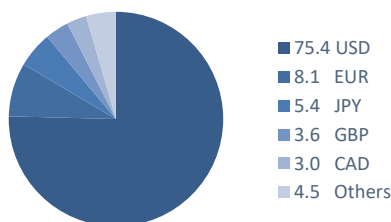
Asset classes in %



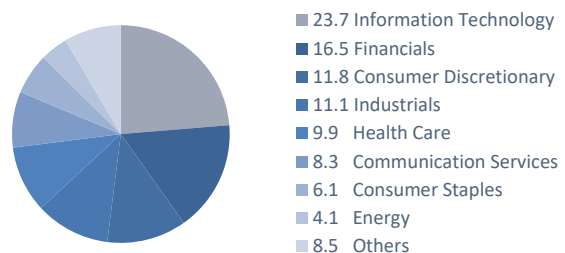
Countries in %



Currencies in %



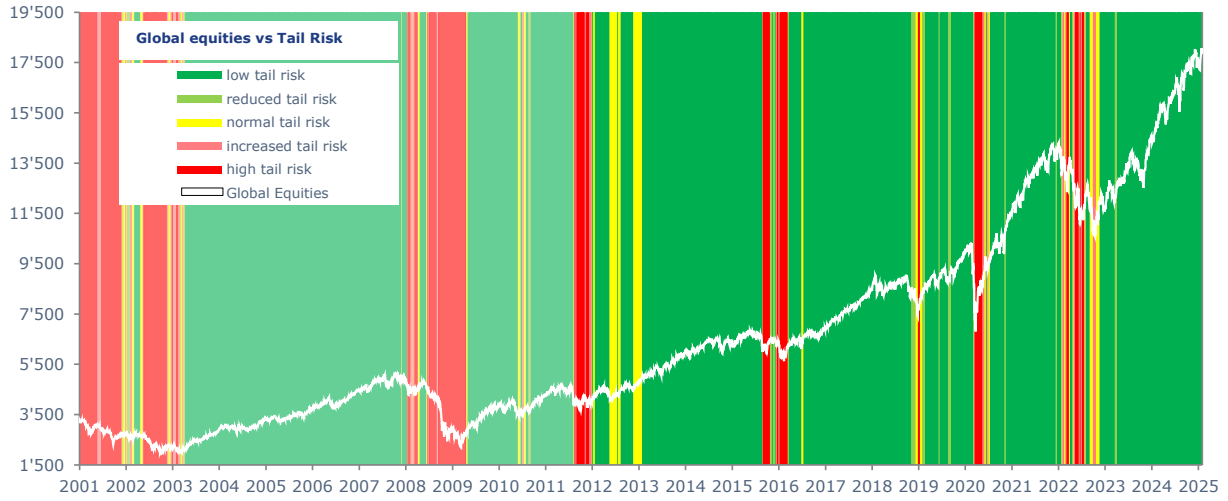
Equities by sector in %





Development of the Finreon Tail Risk Indicator

The Finreon Tail Risk Control® strategy recognizes risk regimes on a consistent basis. During both the burst of the internet bubble in 2001 and the financial crisis the Finreon Tail Risk Indicator indicated a high tail risk. An investment according to the Finreon Tail Risk Control® strategy experienced substantially less severe drawdowns.



Live-signals TRI from 09/2011, backtesting data Finreon Ltd



Investment opportunities

The Finreon Tail Risk Control® (World) strategy can be accessed by qualified investors through both investment mandates and collective investment schemes. Please contact us for further information about our mandate solutions. Information about the fund and the individual share classes can be found below:

Fund					
Investment advisor	Finreon Ltd, St.Gallen	Structure	Fund according to Swiss Law, FINMA-regulated	Fund AuM	USD 294.49m
Investment manager	UBS Ltd., Zurich	Sales registration	Switzerland	Liquidity and remarks	daily; physical equity investment, no sec lending, no leverage/short-selling (Comm 1 / BVV 2)
Fund management	UBS Fund Management (Switzerland) Ltd.	Benchmark	50% Global equities ex CH NR / 50% USD SOFR TR		
Custody bank	UBS Switzerland Ltd.	Benchmark (CHF-hedged classes)	50% Global equities ex CH NR (hedged in CHF) / 50% CHF SOFR TR		

Share classes	Class-A	Class-C	Class-I0	Class-I1	Class-I2	Class-D
Conditions	-	~ > CHF 0.5m	Institutional clients/ Discr. mandate agreement ¹⁾	~ > CHF 5m	~ > CHF 10m	Discr. mandate agreement and > ~ CHF 25m ²⁾
ISIN	CH0200884432	CH0343986102	CH0343986169	CH0200894639	CH0343986326	CH0200884606
Valor	20088443	34398610	34398616	20089463	34398632	20088460
Bloomberg	FITRCWA SW	FITRCWC SW	FITRCI0 SW	FITRCWI SW	-	FITRCWD SW
Currency	USD	USD	USD	USD	USD	USD
Subscription currency	USD and CHF	USD and CHF	USD and CHF	USD and CHF	USD and CHF	USD and CHF
Distribution policy	accumulating	accumulating	accumulating	accumulating	accumulating	accumulating
Management fee p.a.	1.10%	0.85%	0.85%	0.55%	0.45%	to be agreed individually
Inception date	21/01/2013	-	16/02/2017	10/12/2012	4459500.00%	10/12/2012
NAV	2167.88	-	1814.91	2132.28	1204.96	2453.35

Share classes (CHF-hedged)	Class-AH	Class-CH	Class-I0H	Class-I1H	Class-I2H	Class-DH
Conditions	-	~ > CHF 0.5m	Institutional clients/ Discr. mandate agreement ¹⁾	~ > CHF 5m	~ > CHF 10m	Discr. mandate agreement and > ~ CHF 25m ²⁾
ISIN	CH0271820893	CH0343986128	CH0343986193	CH0276707087	CH0343986466	CH0271820919
Valor	27182089	34398612	34398619	27670708	34398646	27182091
Bloomberg	FTRCWAC SW	-	FTRCI0H SW	FTRICCH SW	-	FTRCWDC SW
Currency	CHF	CHF	CHF	CHF	CHF	CHF
Subscription currency	CHF	CHF	CHF	CHF	CHF	CHF
Distribution policy	accumulating	accumulating	accumulating	accumulating	accumulating	accumulating
Management fee p.a.	1.20%	0.95%	0.95%	0.60%	0.50%	to be agreed individually
Inception date	02/03/2015	-	09/12/2016	16/09/2016	-	02/03/2015
NAV	1394.46	-	1553.34	1693.24	-	1527.34

1) The investor must have concluded a discretionary mandate agreement or similar written agreement, or has to be an investor according to Art. 10 Abs. 3 and 3ter KAG.

2) The investor must have concluded a discretionary mandate agreement or a similar written agreement with the fund administrator or with Credit Suisse Ltd., Zurich, or must invest via a financial intermediary, who has concluded a partnership agreement with the fund administrator or with Credit Suisse Ltd., Zurich. Additionally, the investor must have concluded an advisory agreement with Finreon Ltd.. The acquisition of the Class-D must be explicitly permitted in the contracts.

SVVK-ASIR Compatibility / Exercise of Voting Rights by ISS

Finreon funds do not invest in companies involved in the development or manufacture of nuclear weapons, biological and chemical weapons, anti-personnel mines and cluster munitions. We are guided by the exclusion list of the Swiss Association for Responsible Investment (SVVK - ASIR). Voting rights are exercised systematically, following the recommendations of the voting rights advisor Institutional Shareholder Services (ISS).

Contact

Finreon Ltd.
Oberer Graben 3
CH-9000 St.Gallen
Tel.: +41 71 230 08 06
E-mail: info@finreon.ch

Legal disclaimer

This document serves only for advertisement purposes. This document herein was produced by Finreon AG (hereafter «Finreon») with the greatest of care and to the best of its knowledge and belief. Finreon provides no guarantee with regard to the content and completeness of the information and does not accept any liability for losses that might arise from making use of the information. The information and views expressed herein are those of Finreon at the time of writing and are subject to change at any time without notice. If nothing is indicated to the contrary, all figures are unaudited. This document is provided for information purposes only and is for the exclusive use of the recipient. It does not constitute an offer or a recommendation to buy or sell financial instruments or banking services and does not release the recipient from exercising his/her own judgment. The recipient is in particular recommended to check that the information provided is in line with his/her own circumstances with regard to any legal, regulatory, tax or other consequences, if necessary with the help of a professional advisor. This document may not be reproduced, neither in part nor in full, without the written permission of Finreon. It is expressly not addressed to persons whose nationality or place of residence prohibit the particularly access to such information under applicable legislation. Neither this information nor any copy thereof may be sent, taken into or distributed in the United States or to any U. S. person (within the meaning of Regulation S under the US Securities Act of 1933, as amended). Every investment involves risk, especially with regard to fluctuations in value and return. Investments in foreign currencies involve the additional risk that the foreign currency might lose value against the investor's reference currency. Historical performance indications and financial market scenarios are no guarantee for current or future performance. Performance indications do not consider commissions levied at subscription and/or redemption. Furthermore, no guarantee can be given that the performance of the benchmark will be reached or outperformed. The product described is an umbrella Fund under Swiss law of the type "other funds for traditional investments" For non-qualified investors within the meaning of the CISA (Article 10 CISA) and the Ordinance on Collective Investment Schemes (CIS) (Article 6 CISC). The target group of investors may also be restricted in the fund contract for specific subfunds or unit classes. Finreon acts as a FINMA approved distributor of the product described in this document. Finreon receives compensation for sales thus potential conflicts of interest cannot be ruled out. More detailed information regarding this topic and the fees charged to the fund's assets and the issuing and redemption commissions can be found in the relevant fund documents. Subscriptions for investments to the funds mentioned in this document are only possible on the basis of the relevant prospectus, the simplified prospectus and/or the Key Investor Information Document (KIID) and the annual and semi-annual reports. The fund documents and the annual and semi-annual report may be obtained free of charge from CS Funds Ltd. or from any branch of CS Funds Ltd. in Switzerland or from Finreon.